


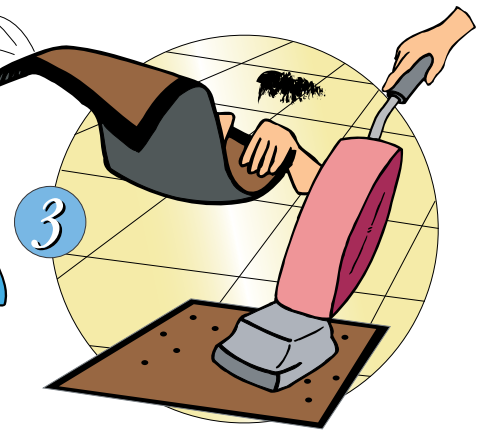
# Daily Hard Surface Care Procedures



1 Dust mop using a microfiber dust mop 1 or more times per day to remove surface soil.



2 Use **ECOSPHERE Bio Gel Graffiti Remover** to remove gum and other attached soil deposits.



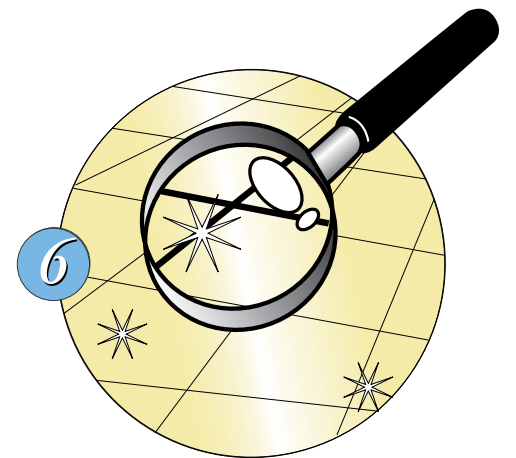
3 Vacuum or shake out walk off mats. Replace mats as needed. The more dirt you stop at the entrances, the longer the floor finish will last and maintain a higher appearance level.



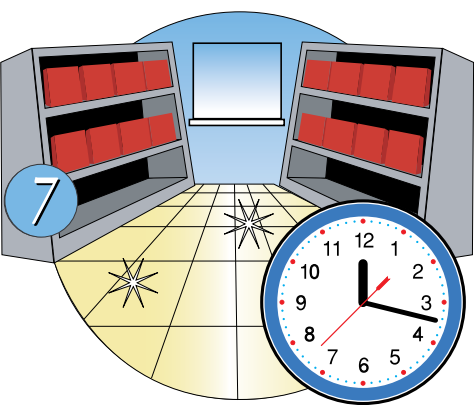
4 If automatic scrubber is not available, liberally apply **CAM PRO PREMIER Floor Cleaner** or **CAM PRO TAC-20 Neutral Disinfectant Cleaner** with a blue floor mop.



5 Pick up trail with a clean blue floor mop and water.



6 Make sure floor is clean. If not, repeat above procedure.



7 Allow floor to dry.



8 When finished, dust mop entire area.



9 Clean and store all equipment for future use.