


Daily Classroom Care Procedures



1 Dust mop using a microfiber dust mop 1 or more times per day to remove surface soil.



2 Vacuum or shake out walk off mats. Replace mats as needed. The more dirt you stop at the entrances, the longer the floor finish will last and maintain a higher appearance level.



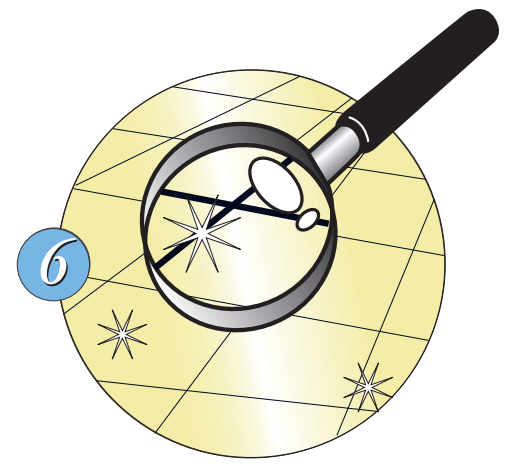
3 Empty all waste receptacles and replace plastic bags where necessary.



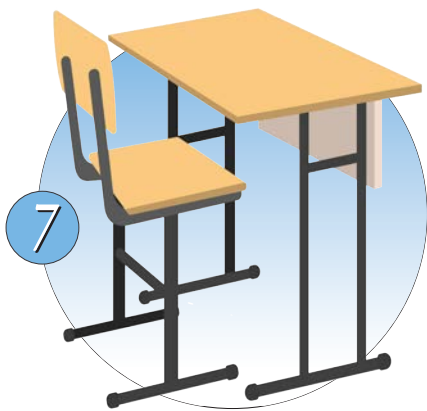
4 Clean floor using **CAM PRO Premier Floor Cleaner** or **CAM PRO TAC-20 Neutral Disinfectant Cleaner** with a clean blue or green floor mop.



5 Pick up solution with a clean blue floor mop and water.



6 Make sure floor is clean. If not, repeat above procedure.



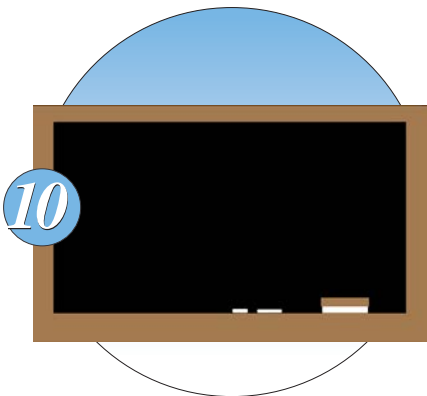
7 Using a blue microfiber cloth, clean all desks/work tables/chairs with **CAM PRO Surface Sanitizer**.



8 Clean and disinfect all door handles and switches using **CAM PRO FB-2 RTU Disinfectant Spray Cleaner**.



9 Clean windows and glass fixtures using **CAM PRO Premium Glass Cleaner** and a blue microfiber cloth.



10 Clean all chalkboards/whiteboards using **Chalkboard and Whiteboard Cleaner**.



11 Use air freshener spray as needed.



12 Clean and store all equipment for future use.