



Break Room Procedures



Dust mop using a microfiber dust mop 1 or more times per day to remove surface soil.



Use **ECOSPHERE Bio Gel Graffiti Remover** to remove gum and other attached soil deposits.



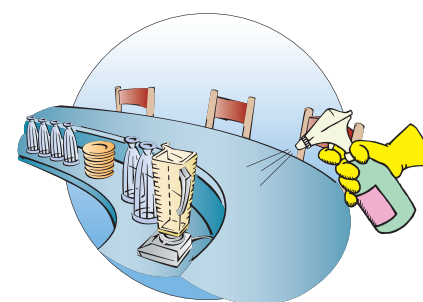
Vacuum or shake out walk off mats. Replace mats as needed. The more dirt you stop at the entrances, the longer the floor finish will last and maintain a higher appearance level.



Clean windows using **CAM PRO Premium Glass Cleaner** and wipe with a pink microfiber cloth.



Use **ECOSPHERE All Surface Cleaner** to remove soil, grease, and stains from walls and fixtures.




Wipedown all table tops and furniture using **CAM PRO Surface Sanitizer**.



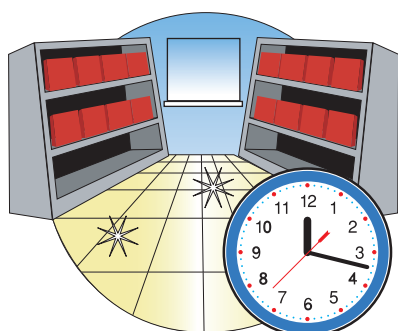
Mop the floors using **CAM PRO Premier Floor Cleaner** or **CAM PRO TAC-20 Neutral Disinfectant Cleaner**.



Be sure to mop around tables and all furniture.



Make sure floor is clean. If not, repeat above procedure.



Allow floor to dry.



When finished, dust mop entire area.



Clean and store all equipment for future use.