
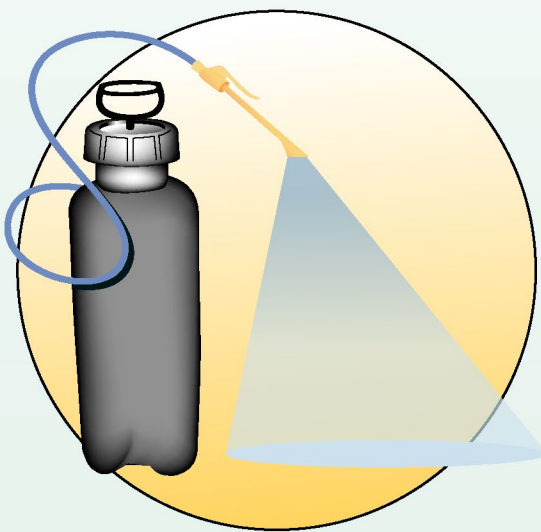


BONNET CARPET CLEANING




STEP 1

Vacuum Carpet



STEP 2

**Prespray Traffic Areas.
Allow Majestic Traffic
and Bonnet Cleaner to
dwell for 3-5 minutes.**



STEP 3

**Immerse bonnet in
water, then spin clean
side to side.
Rinse bonnet often.**

TIPS

Spotting:

Always treat severe spots & stains using Majestic Triple Action before cleaning the carpet.

Protect Furniture:

When placing furniture back onto a wet or damp carpet, place leg pads or styrofoam blocks under the legs to prevent rust or dye transfer.

Drying:

Speed up drying with fans or air movers.